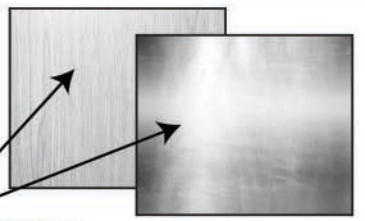


18" y 26" 270° Dome

All Mirrors should be securely mounted to wood or metal substrates, and should NOT be mounted to drywall without additional support.

Tous les rétroviseurs doivent être solidement fixés au bois ou substrats métalliques, et ne doit pas être monté sur placoplâtre sans un soutien supplémentaire.

Todos los espejos deben montarse con seguridad en la madera o substratos metálicos y no deben ser montados en paneles de yeso sin apoyo adicional.



18" et 26" 270° Dôme

- (3) - Screws | vis | tornillos
- (3) - wall Anchors
- (3) - anclajes de pared
- (3) - chevilles

for installation | pour l'installation  
para la instalación

3/16" Drill Bit | 3/16 "Mèche | 3/16 "Broca

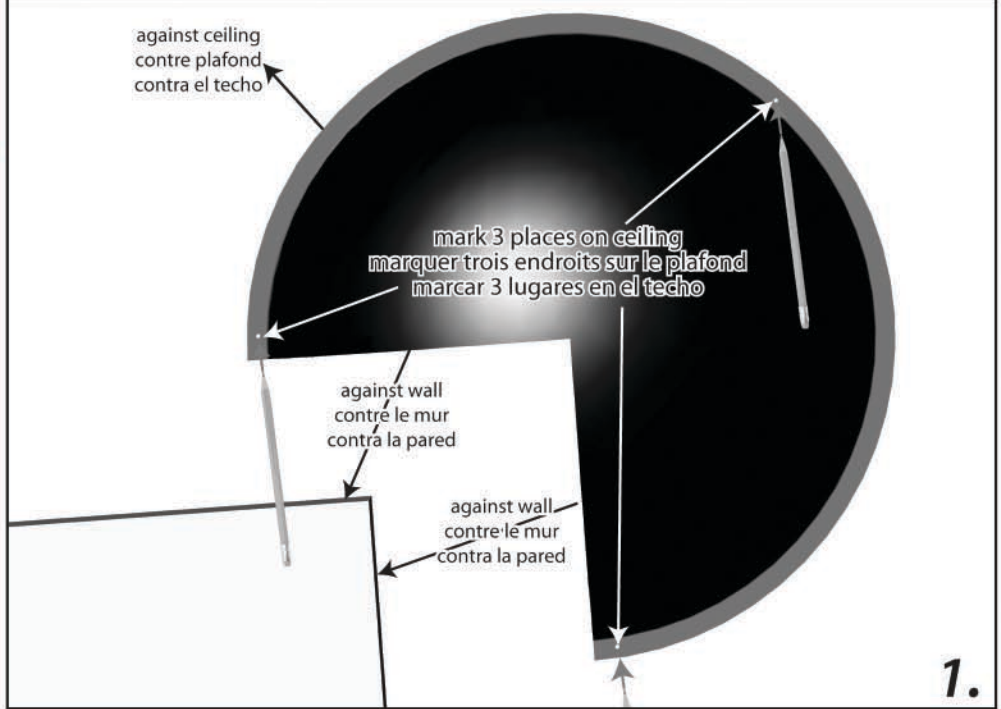


Phillips Head Screwdriver  
Tournevis cruciforme | Destornillador Phillips



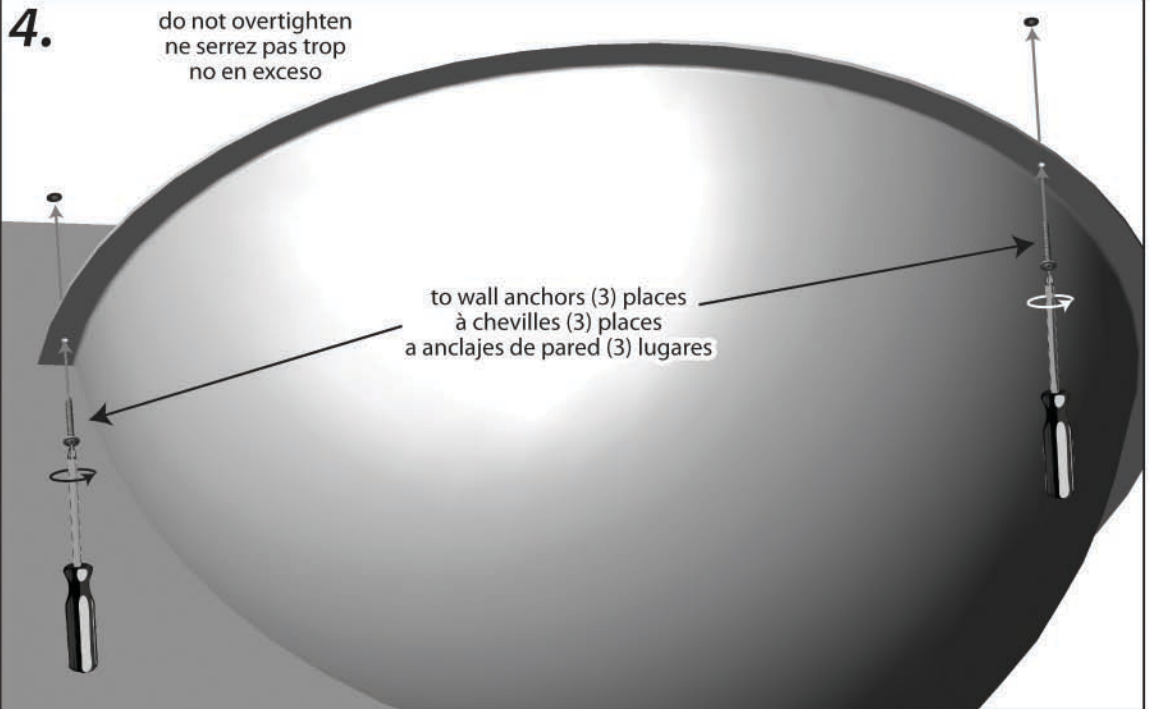
drill | forer | perforar

not included | pas inclus | no incluido



1.

18" & 26" 270° Dome



Cleaning  
Nettoyage  
Limpieza

encaustique  
cera para muebles



Soft cloth  
chiffon doux  
pañó suave

